



RAJAPUSHPA®

PROPERTIES PVT. LTD

Shaping Innovations



RAJAPUSHPA

INFINA

LIMITLESS LIVING

At **Manchirevula**



Disclaimer: Renders are subject to slight changes in colours and features



3 & 4 BHK Luxury Apartments

- 12.96 Acres
- 6 Towers
- 55 Floors
- 1526 Apartment Units
- 11'4" Floor Height
- 76% Open Space

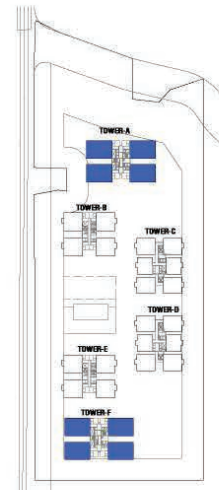
4BHK+Maid
5725 Sft

4BHK+Maid
5725 Sft



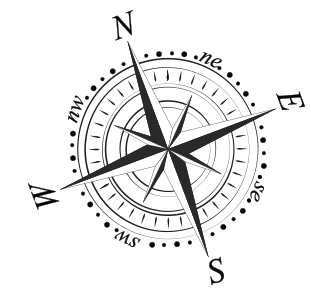
5725 Sft
4BHK+Maid

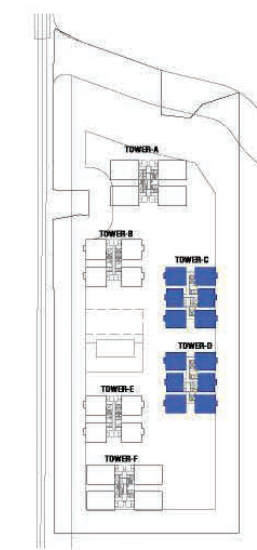
5725 Sft
4BHK+Maid



Key plan


Tower Plan A & F





Key plan

Tower Plan C & D



Specification

STRUCUTRE

SUPER STRUCTURE	RCC "Shear Wall Structure System ", designed to withstandwind and seismic loads as per relevant IS Codes.
INTERNAL WALLS	RCC Non Structural Walls / Block Masonry as per design
FLOOR HEIGHT	3.45M (from FFL to FFL)

DRAWING /LIVING/ DINING / TV LOUNGE / POOJA

FLOORING	Imported Marble Flooring/Skirting as per Design.
WALLS	2 Coats of Luxury Acrylic Emulsion Paint of low VOC over smooth finished putty
CEILING	Gypsum Boxing to cover Services as per design. Singe Coat Putty + 1 Coat Primer + 2 Coats of Luxury Acrylic Emulsion of low VOC

MASTER BEDROOM

FLOORING	Premium quality vitrified tiles of reputed make for flooring & skirting as per Design.
WALLS	2 Coats of Luxury Acrylic Emulsion Paint of low VOC over smooth finished putty
CEILING	Gypsum Boxing to cover Services as per design. Singe Coat Putty + 1 Coat Primer + 2 Coats of Luxury Acrylic Emulsion of low VOC

MASTER BEDROOM CLOSET

FLOORING	Premium quality vitrified tiles of reputed make for Flooring & Skirting as per Design.
WALLS	2 Coats of Luxury Acrylic Emulsion Paint of low VOC over smooth finished putty
CEILING	Gypsum Boxing to cover Services as per design. Singe Coat Putty + 1 Coat Primer + 2 Coats of Luxury Acrylic Emulsion of low VOC

MASTER BEDROOM TOILET

FLOORING	Premium quality matt finish tiles of reputed make as per design intent
WALL	Premium quality glazed / matt finish premium tiles of reputed make as per design intent
CEILING	Gypsum / Calcium silicate board MR grade with grid ceiling as per design
PLUMBING FIXTURES	Fixtures shall be single lever with integrated diverter. Luxury collection plumbing fixtures from Kohler, Ghrohe or equivalent make.
SANITARYWARE WC	Wall hung WC with rimless bowl integrated with concealed flush tank of reputed brand
BATH & SHOWER	Over head shower and single lever diverter with integrated thermostat high capacity mixer.

OTHER BEDROOMS

FLOORING	Premium quality Vitrified tiles of reputed make for flooring & skirting as per design.
WALLS	2 Coats of Luxury Acrylic Emulsion Paint of low VOC over smooth finished putty
CEILING	Singe Coat Putty + 1 Coat Primer + 2 Coats of Luxury Acrylic Emulsion of low VOC

OTHER BEDROOM TOILETS

FLOORING	Premium quality Matt finish tiles of reputed make as per design intent
WALL	Premium quality vitrified tiles of reputed make dado up to 7'-0" as per design.
CEILING	Gypsum / Calcium silicate board MR Grade with grid ceiling as per design
PLUMBING FIXTURES	Fixtures shall be single lever with integrated diverter. Luxury collection plumbing fixtures from Kohler, Ghrohe or equivalent make.
SANITARYWARE WC	Wall hung WC with rimless bowl integrated with concealed flush tank of reputed brand
BATH & SHOWER	Over head shower and single lever diverter with integrated diverter.

POWDER ROOM

FLOORING	Premium quality matt finish tiles of reputed make as per design intent
WALLS	Premium quality vitrified tiles of reputed make dado up to 7'-0" as per design.
CEILING	Gypsum / Calcium silicate board MR grade with grid ceiling as per design
PLUMBING FIXTURES	Luxury collection plumbing fixtures from Kohler, Ghrohe or equivalent make.
SANITARYWARE WC	Wall hung WC with rimless bowl integrated with concealed flush tank of reputed brand
WASH BASIN	Wash basin of Duravit/ Kohler or equivalent make.

KITCHEN

Designed to accommodate modular kitchen with all necessary service provisions.

Note: Kitchen platform, Dado, Sink, Faucets & other accessories are not provided by builder and are in purchaser/customer's scope

FLOORING	Imported Marble Flooring/Skirting as per design in main kitchen & premium quality matt finished tiles of reputed make in wet Kitchen as per design intent
WALLS	2 Coats of luxury acrylic emulsion paint of low VOC over smooth finished putty
CEILING	Gypsum boxing to cover Services as per design. 2 Coats of luxury acrylic emulsion paint of low VOC over one coat putty
PLUMBING	Provision for sink, faucet and water purifier point as per design
EXHAUST	Provision for chimney exhaust.
APPLIANCES	Provision of electrical sockets for Hob,Chimney, Refrigerator, Micro Oven , Mixer and additional two points

UTILITY

FLOORING	Matte finish tile flooring as per Design
WALLS	Wall cladding up to 3' height with glazed vitrified tiles and exterior grade paint above.
PLUMBING	Provision for Dish Washer, Washing Machine / Dryer
APPLIANCES	Electrical sockets for Dish washer, Washing Machine / Dryer

BALCONY / SITOUTS

FFLOORING	Premium quality matte finish tiles as per design intent.
WALL /CEILING	Exterior grade paint as per elevation.
RAILING	MS railing designed as per relevant IS codes.
WALL /CEILING:	Exterior grade paint as per elevation.

JOINERY

MAIN DOOR	8 feet height factory made engineered wood frame, flush door shutter with veneer on both sides finished with PU coat. Designer hardware of reputed make
INTERNAL DOORS	7 feet height Factory made solid/ engineered wood frame, flush door shutter with veneer on both sides finished with PU coat. Designer hardware of reputed make
TOILET DOORS	7 feet height Factory made solid/ engineered wood frame, flush door shutter with veneer on one side finished with PU coat and laminate on toilet side.
SITOUT / BALCONY DOORS	7 feet height reinforced aluminium glazed sliding doors designed as per relevant IS codes with premium hardware with insect screen provision.
UTILITY DOOR	7 feet height Factory made solid/ engineered wood frame, hollow core shutter with veneer on one side finished with PU coat and laminate on utility side.
WINDOWS	Reinforced aluminium glazed sliding windows designed as per relevant IS codes with premium hardware with insect screen provision.
VENTILATORS	Aluminium ventilators with frosted glass with premium hardware.
MAID ROOM/TOILET DOOR	Masonite / WPC doors with paint finish.

MEP PROVISIONS & AMENITIES (SITE / COMMON AREAS)

ELECTRICAL	Power socket for Hob, chimney, refrigerator, microwave oven, mixer / grinder in kitchen, washing machine / dishwasher in utility area. Three phase supply for each unit and individual prepaid metres. Miniature Circuit Breakers (MCB) for each distribution board of reputed make Modular switches of reputed make. Provision of electrical sockets in common areas as per electrical design intent
HVAC	Provision for air-condition in drawing, living, dining and all bedrooms. Copper piping is done for split (DX) units. Electrical outlet provided at indoor unit.

TELECOM	Telephone points in living room and master bedroom Intercom facility in living room in all flats connecting security and neighbourhood.
CABLE TV	Provision for cable connection in living room and in all bedrooms
INTERNET	Provision for internet connection in living room and in all bedroom
LPG/ PNG	Supply of LPG/ PNG with piped gas system
POWER BACKUP	100% Power backup using D.G Sets with acoustic enclosure
CAR PARKING	Spacious car parking spread in 5 basements
PARKING MANAGEMENT	Entire parking is well designed to suit the number of car parks provided Providing of traffic safety devices like Convex Mirror, Road Studs, Protection Guards, Speed Bumps / Humps etc. as per Traffic Safety Plan.

FACILITIES FOR PHYSICALLY CHALLENGED

PHE	Access ramps at all block entrances shall be provided for differently abled. Hydro Pneumatic System with softened treated water. Individual water metering for units.
STP	Sewage Treatment Plant of adequate capacity as per norms is provided. Treated water from STP will be used for landscaping and flushing purpose.
ACCESS CONTROL	Main Gate & Basement entry integrated with smart & interactive security systems including boom barriers as per design. Surveillance cameras covering all common areas wherever required. Solar Powered Security Fencing on boundary wall. Centralised BMS controls for common MEP services.
VERTICAL TRANSPORTATION	Energy efficient high speed automatic passenger elevators with emergency rescue system of Hitachi / Mitsubishi or equivalent make.
FAS / FPS	Equipped with sensors to detect heat and smoke as per required norms. Sprinklers, Hydrants are installed as per Fire Regulations Fire Command Centre is provided for every building as per regulations.
WATER SOFTENER	Central water softener plant
SOLID WASTE MANAGEMENT	Garbage chutes are provided at every floor level, centrally collected and disposed as per local body norms
CAR WASH	Car wash facility is provided in basement floor
BILLING SYSTEM	Automated billing system for Water, Power & LPG/CNG supply